




Marioinex[®]
TOY FACTORY

mx[®]



MINI WAFFLE
Adventure
SECRET CAVE



[EN]

When building with the instruction, always remember to pay attention to the correct rotation of the Mini Waffle pieces.

[PL]

Kiedy budujesz, zawsze pamiętaj, aby w instrukcji zwracać uwagę na prawidłowy układ ząbków Mini Waffli.



HARRY
Podróżnik
Traveller

LARRY
Poszukiwacz przygód
Adventure seeker

1x



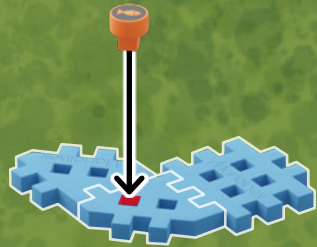
2x



1x



1



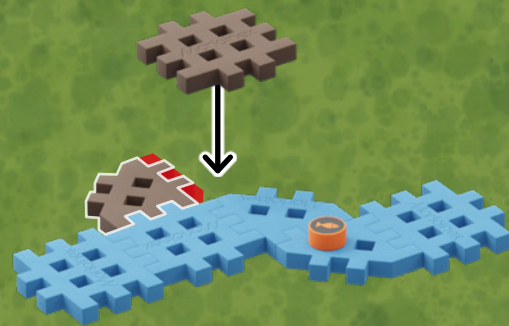
1x



1x



3



2x



2



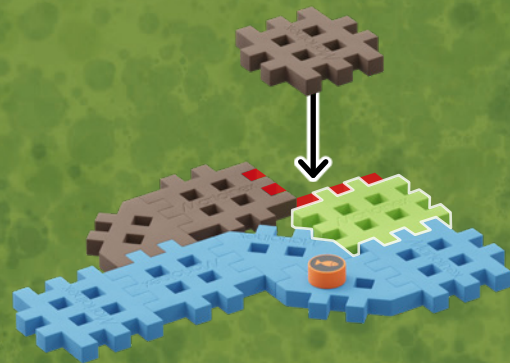
1x



1x



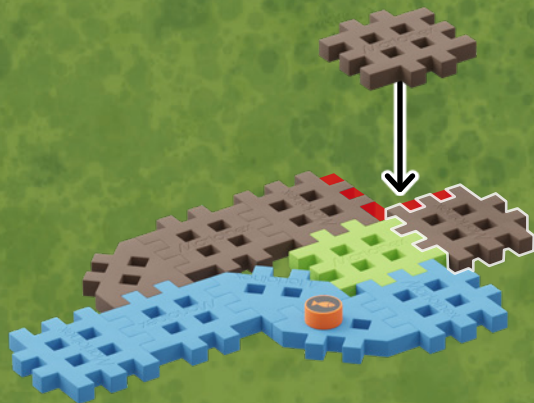
4



2x



5



1x



1x



7



1x



1x



6



1x



1x



8




2x



1x



9



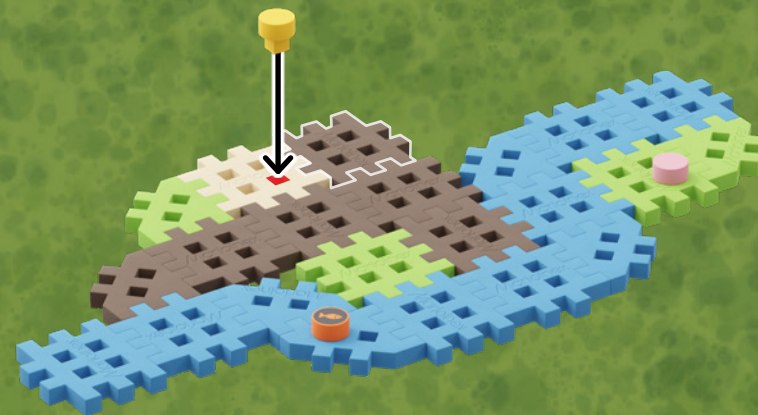
1x



1x



11



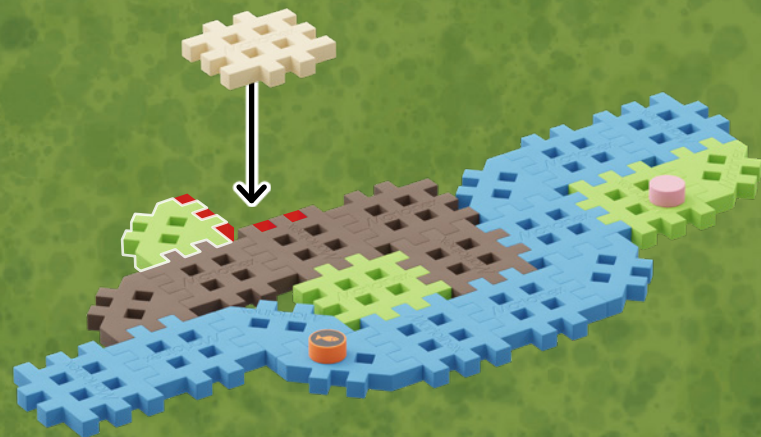
1x



1x



10



2x




1x



1x




12



3x



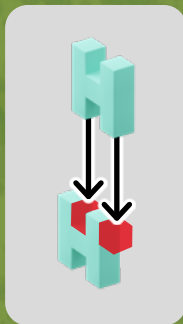

13



2x



14



3x



1x




1x



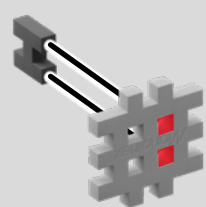
1x



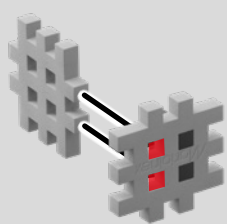
15



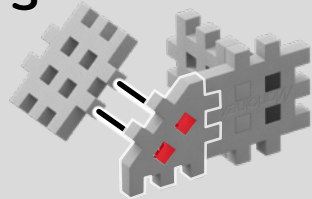
1



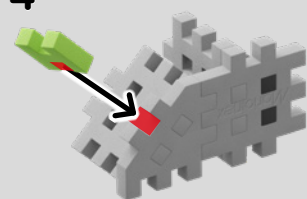
2



3




4



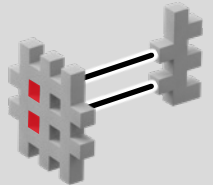
1x 1x 2x 1x 1x



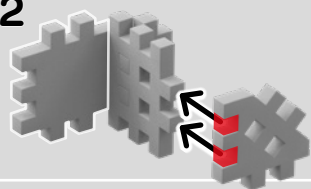
16



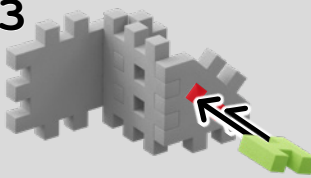
1




2



3




4



1x



17




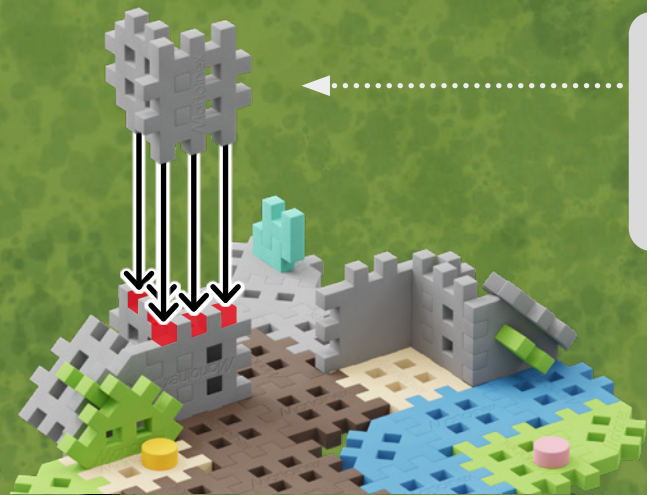
1x



1x



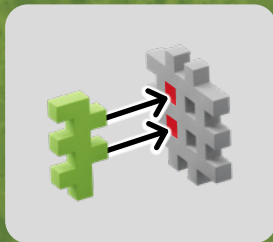
18




1x



2x



19



1x



2x




1x



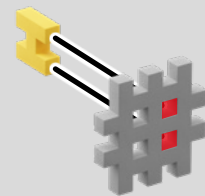
1x



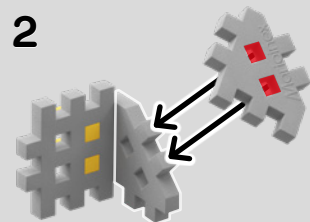
20



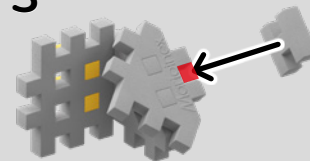
1



2



3



1x



1x




1x



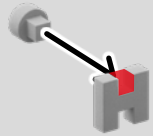
1x



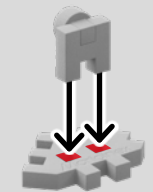
21



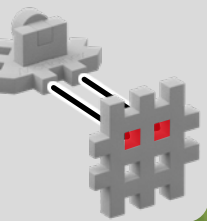
1



2



3



1x



1x



22



1x



2x



1x



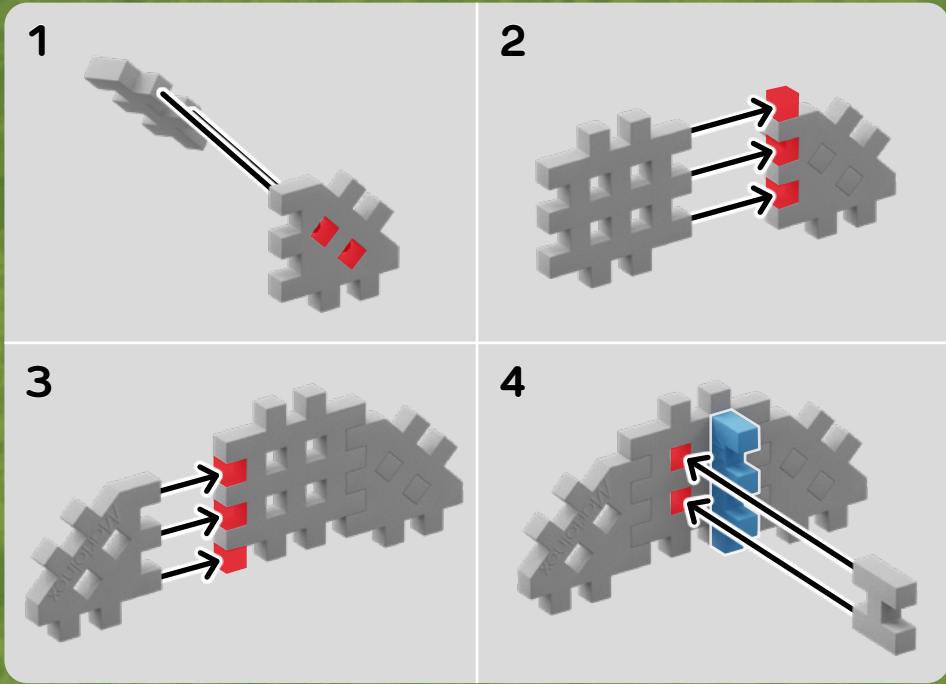
1x



1x

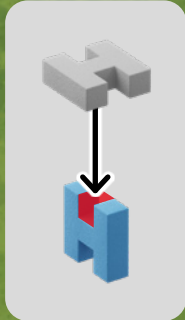



23



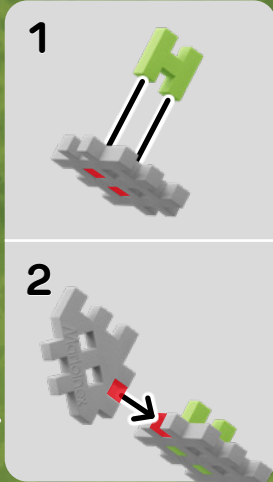
1x 1x 1x

24



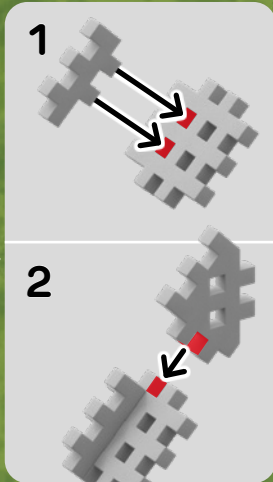

1x 1x 1x

25



1x 1x 1x

26



1x



2x



2x

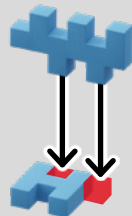


2x



27

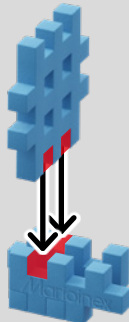
1



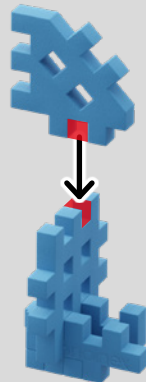
2



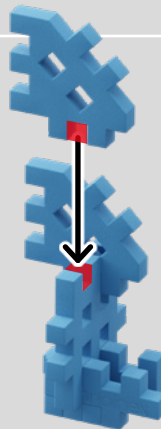
3





4



5



6



28


1x



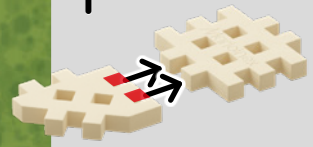
1x





3x



1



2



29

1x 1x 1x 1x 2x 1x

1

2

3

4

5

6



30

6x



8x



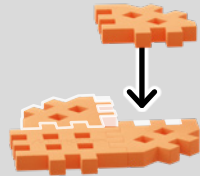
4x



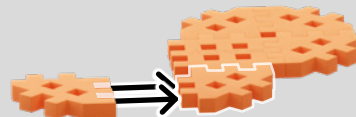
1



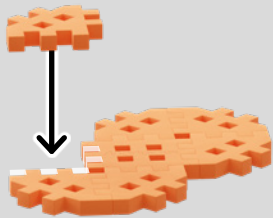
2



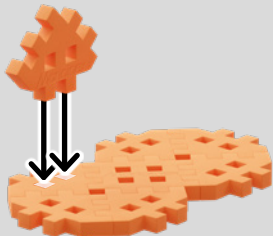
3




4




5




6




7




8




9




10



11



12



1x



1x



4x

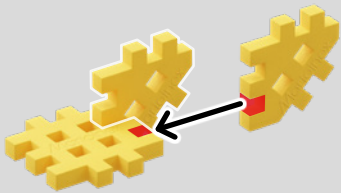


4x

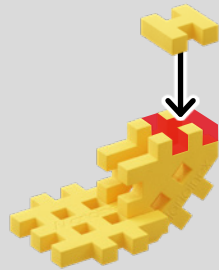


31

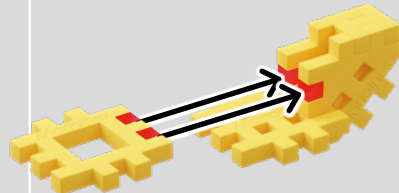
1



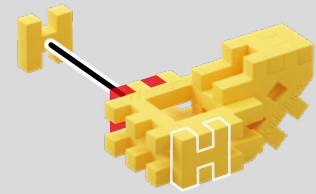
2



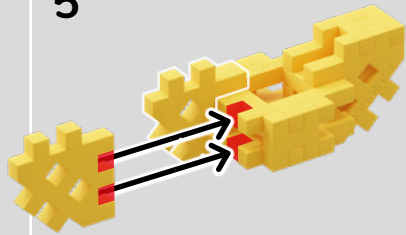
3



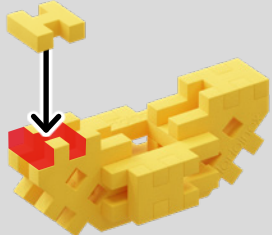
4



5




6



1x



32



9x

H

33

| | | |
|----------|----------|--------------------|
| <p>1</p> | <p>2</p> | <p>3</p> <p>x3</p> |
|----------|----------|--------------------|



1x



2x



1x



4x



34

| | |
|----------|----------|
| <p>1</p> | <p>2</p> |
| <p>3</p> | <p>4</p> |



CE

©



Więcej instrukcji znajdziesz na naszej stronie.
You can find more instructions in our website.

marioinex.pl/instrukcje